

2015

# LIMITED TIME FREE SALT SYSTEM

**RICHARD VAN ORDEN**

*Distinctive Homes*

## Hernando / Citrus County Swimming Pool Prices

- 10' x 20' POOL (Rectangle only)..... \$24,995.00\*

- 18' x 28' Deck Area (w/Brick Pavers)
- 18' X 28' Screen Enclosure (Gable Roof) & 2 Doors
- Exposed Aggregate Interior Pool Finish
- **High-Efficiency Variable Speed Pump (50% More Efficient)**

- 12' x 24' POOL..... \$28,995.00\*

- 20' x 34' Deck Area (w/Brick Pavers)
- 20' x 34' Screen Enclosure (Gable Roof) & 2 Doors
- Exposed Aggregate Interior Pool Finish
- **High-Efficiency Variable Speed Pump (50% More Efficient)**

- 14' x 28' POOL..... \$33,995.00\*

- 22' x 38' Deck Area (w/Brick Pavers)
- 22' x 38' Screen Enclosure (Gable Roof) & 2 Doors
- Exposed Aggregate Interior Pool Finish
- **High-Efficiency Variable Speed Pump (50% More Efficient)**

- 15' x 30' POOL..... \$36,995.00\*

- 23' x 42' Deck Area (w/Brick Pavers)
- 23' x 42' Screen Enclosure (Gable Roof) & 2 Doors
- Exposed Aggregate Interior Pool Finish
- **High-Efficiency Variable Speed Pump (50% More Efficient)**

**MONEY SAVING  
HIGH-EFFICIENCY  
VARIABLE  
SPEED PUMP  
NOW  
STANDARD**

\*Prices good for Hernando / Citrus County. Prices Vary in other counties.  
Larger / Custom Pools Available. (Prices subject to change without notice.) Ask for details.

### ALL POOLS ALSO INCLUDE

- |                                                |                                                  |
|------------------------------------------------|--------------------------------------------------|
| -County Permits                                | -6" x 6" Standard Tile (1 row)                   |
| -Concrete Shell w/ 3/8" Rebar 1' on Center     | -Underwater Light (switched in home)             |
| -Depth 3' to 6'                                | -Time Clock on Pump &                            |
| -Concrete Steps in Shallow End                 | Electrical work                                  |
| -Cantilevered or Cap Tile Edge                 | <b>-1 HP High Efficiency Variable Speed Pump</b> |
| -Tile Spotted on Steps                         | -Directional Return Fittings                     |
| -Swim Out at Deep End                          | -Start-up Chemicals &                            |
| -Return to Deck Hand Rail                      | Maintenance Tools                                |
| -Cartridge Filter sized to pool                | -Pool water balancing Test kit                   |
| -Automatic Chlorinator                         | -PVC Expansion & Deck Drains                     |
| <b>-Exposed Aggregate interior pool finish</b> | <b>-Pool Safety fence</b>                        |
| <b>-Brick Pavers (pool deck/lanai)</b>         | <b>-(1) Hose bib in pool area</b>                |

### STANDARD SHAPES



REC. W/OFFSET STAIRS





FIGURE EIGHT



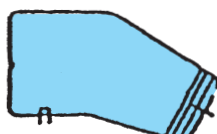
ROMAN



KIDNEY



RECTANGLE



LAZY "L"



GRECIAN



TRADEWIND